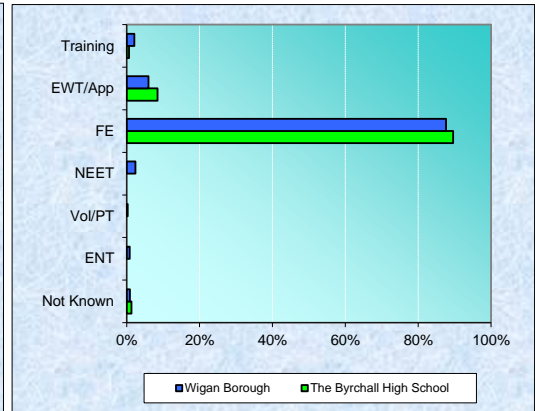
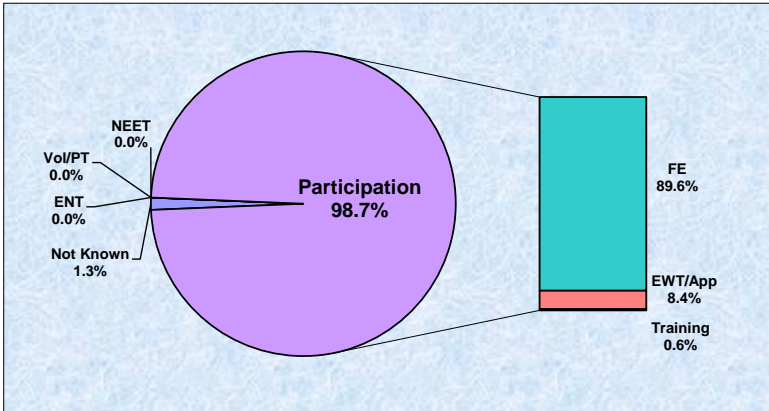


# **Activity Survey 2019**

## **The Byrchall High School**

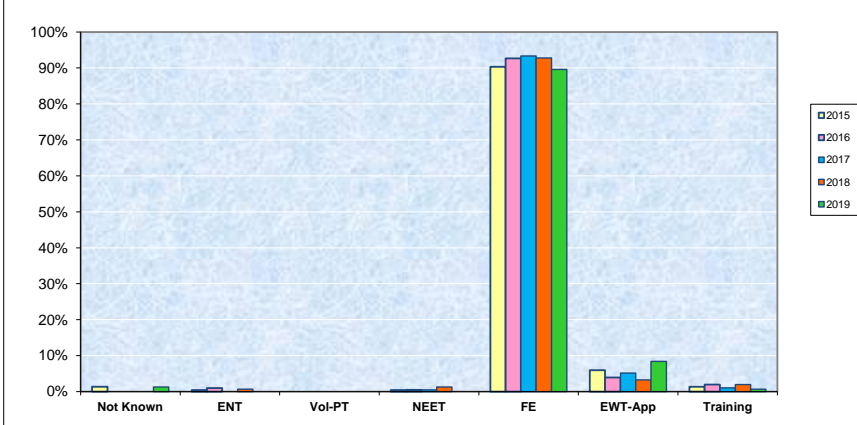
Destination Data



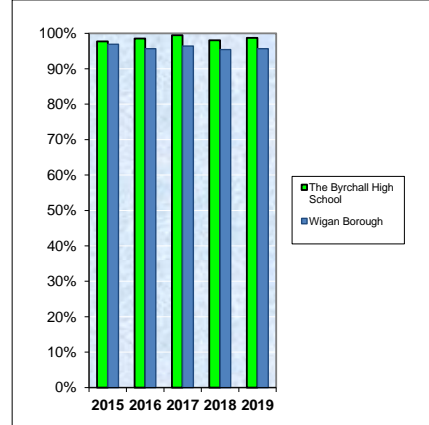
Activity		The Byrchall High School	Percentage	Wigan Borough	Percentage
Not Known	Not Known	2	1.30%	31	0.88%
Employment no Training	ENT		0.00%	29	0.82%
Voluntary & Part Time Activities	Vol/PT		0.00%	9	0.26%
NEET	NEET		0.00%	83	2.36%
FE	FE	138	89.61%	3088	87.63%
Employment with Training /Apprenticeships	EWT/App	13	8.44%	210	5.96%
Training	Training	1	0.65%	74	2.10%
<b>Grand Total</b>		<b>154</b>		<b>3524</b>	

Historical Data

Destinations



Participation



Year	Not Known	Employment with no Accredited Training	Voluntary & Part Time Activities	NEET	FE	Employment with Accredited Training/Apprenticeships	Training	Participation	
								The Byrchall High School	Wigan Borough
2015	1.4%	0.5%	0.0%	0.5%	90.4%	6.0%	1.4%	97.7%	96.9%
2016	0.0%	1.0%	0.0%	0.5%	92.7%	3.9%	2.0%	98.5%	95.7%
2017	0.0%	0.0%	0.0%	0.5%	93.3%	5.1%	1.0%	99.5%	96.4%
2018	0.0%	0.7%	0.0%	1.3%	92.8%	3.3%	2.0%	98.0%	95.4%
2019	1.3%	0.0%	0.0%	0.0%	89.6%	8.4%	0.6%	98.7%	95.7%

Annual Activity Survey 2019 - School Year 11 - Summary

Item	Gender					Total	%
	SEND	Male	Female	Withheld	Not Known		
<b>MEETING THE DUTY TO PARTICIPATE</b>							
<b>Full time education</b>	2	73	65	0	0	138	89.6%
School sixth-form	0	0	0	0	0	0	0.0%
Sixth-form college	0	42	44	0	0	86	55.8%
Further education	2	30	18	0	0	48	31.2%
Higher education	0	0	0	0	0	0	0.0%
Gap year students	0	0	0	0	0	0	0.0%
Other post-16 education	0	1	3	0	0	4	2.6%
Special Post-16 Institution	0	0	0	0	0	0	0.0%
Custodial institution (juvenile offender)	0	0	0	0	0	0	0.0%
<b>Full Time Training</b>	0	1	0	0	0	1	0.6%
ESFA funded work-based learning	0	0	0	0	0	0	0.0%
Other training (for example, non-ESFA funded private training organisations)	0	0	0	0	0	0	0.0%
Training delivered through the Work Programme	0	0	0	0	0	0	0.0%
Traineeship	0	1	0	0	0	1	0.6%
Supported Internship	0	0	0	0	0	0	0.0%
<b>Apprenticeship</b>	0	8	4	0	0	12	7.8%
Apprenticeship	0	8	4	0	0	12	7.8%
<b>Employment combined with training</b>	0	1	0	0	0	1	0.6%
Full time employment with study (regulated qualification)	0	1	0	0	0	1	0.6%
Self-employment with study (regulated qualification)	0	0	0	0	0	0	0.0%
Working not for reward with study (regulated qualification)	0	0	0	0	0	0	0.0%
<b>WORKING TOWARDS</b>							
<b>Working towards participation</b>	0	0	0	0	0	0	0.0%
Re-engagement activities	0	0	0	0	0	0	0.0%
Start date agreed (RPA compliant)	0	0	0	0	0	0	0.0%
<b>TEMPORARY BREAK FROM LEARNING</b>							
<b>Temporary break from learning</b>	0	0	0	0	0	0	0.0%
Supporting family - teenage parents	0	0	0	0	0	0	0.0%
Illness	0	0	0	0	0	0	0.0%
Pregnancy	0	0	0	0	0	0	0.0%
<b>NOT PARTICIPATING</b>							
<b>Employment without training (Total)</b>	0	0	0	0	0	0	0.0%
Employment without training	0	0	0	0	0	0	0.0%
Employment with training (other)	0	0	0	0	0	0	0.0%
Temporary employment	0	0	0	0	0	0	0.0%
Self-employment	0	0	0	0	0	0	0.0%
<b>Not settled (active in the labour market)</b>	0	0	0	0	0	0	0.0%
Part time education	0	0	0	0	0	0	0.0%
Part time employment	0	0	0	0	0	0	0.0%
Start date agreed (other)	0	0	0	0	0	0	0.0%
Working not for reward	0	0	0	0	0	0	0.0%
Not ready for work or learning	0	0	0	0	0	0	0.0%
Seeking employment, education or training	0	0	0	0	0	0	0.0%
<b>Not settled (not active in the labour market)</b>	0	0	0	0	0	0	0.0%
Not available - young carer	0	0	0	0	0	0	0.0%
Not available on religious grounds	0	0	0	0	0	0	0.0%
Unlikely ever to be economically active	0	0	0	0	0	0	0.0%
Not available - other reason	0	0	0	0	0	0	0.0%
<b>Current activity not established</b>	0	1	1	0	0	2	1.3%
Current Situation Not Known	0	1	1	0	0	2	1.3%
Cannot be contacted - no current address	0	0	0	0	0	0	0.0%
Refused to disclose activity	0	0	0	0	0	0	0.0%
<b>Other</b>							
Custody (young adult offender)	0	0	0	0	0	0	0.0%
<b>Survey-TOTAL</b>	<b>2</b>	<b>84</b>	<b>70</b>	<b>0</b>	<b>0</b>	<b>154</b>	

Annual Activity Survey 2019 - School Year 11 - White

	White British	White Irish	White Gypsy/Roma	Any Other White Background	WHITE TOTAL
<b>Item</b>					
<b>MEETING THE DUTY TO PARTICIPATE</b>					
<b>Full time education</b>	<b>92</b>	<b>0</b>	<b>0</b>	<b>1</b>	<b>93</b>
School sixth-form	0	0	0	0	0
Sixth-form college	53	0	0	1	54
Further education	36	0	0	0	36
Higher education	0	0	0	0	0
Gap year students	0	0	0	0	0
Other post-16 education	3	0	0	0	3
Special Post-16 Institution	0	0	0	0	0
Custodial institution (juvenile offender)	0	0	0	0	0
<b>Full Time Training</b>	<b>1</b>	<b>0</b>	<b>0</b>	<b>0</b>	<b>1</b>
ESFA funded work-based learning	0	0	0	0	0
Other training (for example, non-ESFA funded private training organisations)	0	0	0	0	0
Training delivered through the Work Programme	0	0	0	0	0
Traineeship	1	0	0	0	1
Supported Internship	0	0	0	0	0
<b>Apprenticeship</b>	<b>11</b>	<b>0</b>	<b>0</b>	<b>0</b>	<b>11</b>
Apprenticeship	11	0	0	0	11
<b>Employment combined with training</b>	<b>1</b>	<b>0</b>	<b>0</b>	<b>0</b>	<b>1</b>
Full time employment with study (regulated qualification)	1	0	0	0	1
Self-employment with study (regulated qualification)	0	0	0	0	0
Working not for reward with study (regulated qualification)	0	0	0	0	0
<b>WORKING TOWARDS</b>	<b>0</b>	<b>0</b>	<b>0</b>	<b>0</b>	<b>0</b>
Re-engagement activities	0	0	0	0	0
Start date agreed (RPA compliant)	0	0	0	0	0
<b>TEMPORARY BREAK FROM LEARNING</b>	<b>0</b>	<b>0</b>	<b>0</b>	<b>0</b>	<b>0</b>
Supporting family - teenage parents	0	0	0	0	0
Illness	0	0	0	0	0
Pregnancy	0	0	0	0	0
<b>NOT PARTICIPATING</b>	<b>0</b>	<b>0</b>	<b>0</b>	<b>0</b>	<b>0</b>
<b>Employment without training (Total)</b>	<b>0</b>	<b>0</b>	<b>0</b>	<b>0</b>	<b>0</b>
Employment without training	0	0	0	0	0
Employment with training (other)	0	0	0	0	0
Temporary employment	0	0	0	0	0
Self-employment	0	0	0	0	0
<b>Not settled (active in the labour market)</b>	<b>0</b>	<b>0</b>	<b>0</b>	<b>0</b>	<b>0</b>
Part time education	0	0	0	0	0
Part time employment	0	0	0	0	0
Start date agreed (other)	0	0	0	0	0
Working not for reward	0	0	0	0	0
Not ready for work or learning	0	0	0	0	0
Seeking employment, education or training	0	0	0	0	0
<b>Not settled (not active in the labour market)</b>	<b>0</b>	<b>0</b>	<b>0</b>	<b>0</b>	<b>0</b>
Not available - young carer	0	0	0	0	0
Not available on religious grounds	0	0	0	0	0
Unlikely ever to be economically active	0	0	0	0	0
Not available - other reason	0	0	0	0	0
<b>Current activity not established</b>	<b>0</b>	<b>1</b>	<b>0</b>	<b>0</b>	<b>1</b>
Current Situation Not Known	0	1	0	0	1
Cannot be contacted - no current address	0	0	0	0	0
Refused to disclose activity	0	0	0	0	0
<b>Other</b>	<b>0</b>	<b>0</b>	<b>0</b>	<b>0</b>	<b>0</b>
Custody (young adult offender)	0	0	0	0	0
<b>Survey-TOTAL</b>	<b>105</b>	<b>1</b>	<b>0</b>	<b>1</b>	<b>107</b>

Annual Activity Survey 2019 - School Year 11 - Mixed

	White and Black Caribbean	White and Black African	White and Asian	Any Other Mixed Background	MIXED TOTAL
<b>Item</b>					
<b>MEETING THE DUTY TO PARTICIPATE</b>					
<b>Full time education</b>	<b>2</b>	<b>0</b>	<b>0</b>	<b>1</b>	<b>3</b>
School sixth-form	0	0	0	0	0
Sixth-form college	2	0	0	0	2
Further education	0	0	0	1	1
Higher education	0	0	0	0	0
Gap year students	0	0	0	0	0
Other post-16 education	0	0	0	0	0
Special Post-16 Institution	0	0	0	0	0
Custodial institution (juvenile offender)	0	0	0	0	0
<b>Full Time Training</b>	<b>0</b>	<b>0</b>	<b>0</b>	<b>0</b>	<b>0</b>
ESFA funded work-based learning	0	0	0	0	0
Other training (for example, non-ESFA funded private training organisations)	0	0	0	0	0
Training delivered through the Work Programme	0	0	0	0	0
Traineeship	0	0	0	0	0
Supported Internship	0	0	0	0	0
<b>Apprenticeship</b>	<b>0</b>	<b>0</b>	<b>0</b>	<b>0</b>	<b>0</b>
Apprenticeship	0	0	0	0	0
<b>Employment combined with training</b>	<b>0</b>	<b>0</b>	<b>0</b>	<b>0</b>	<b>0</b>
Full time employment with study (regulated qualification)	0	0	0	0	0
Self-employment with study (regulated qualification)	0	0	0	0	0
Working not for reward with study (regulated qualification)	0	0	0	0	0
<b>WORKING TOWARDS</b>					
<b>Working towards participation</b>	<b>0</b>	<b>0</b>	<b>0</b>	<b>0</b>	<b>0</b>
Re-engagement activities	0	0	0	0	0
Start date agreed (RPA compliant)	0	0	0	0	0
<b>TEMPORARY BREAK FROM LEARNING</b>					
<b>Temporary break from learning</b>	<b>0</b>	<b>0</b>	<b>0</b>	<b>0</b>	<b>0</b>
Supporting family - teenage parents	0	0	0	0	0
Illness	0	0	0	0	0
Pregnancy	0	0	0	0	0
<b>NOT PARTICIPATING</b>					
<b>Employment without training (Total)</b>	<b>0</b>	<b>0</b>	<b>0</b>	<b>0</b>	<b>0</b>
Employment without training	0	0	0	0	0
Employment with training (other)	0	0	0	0	0
Temporary employment	0	0	0	0	0
Self-employment	0	0	0	0	0
<b>Not settled (active in the labour market)</b>	<b>0</b>	<b>0</b>	<b>0</b>	<b>0</b>	<b>0</b>
Part time education	0	0	0	0	0
Part time employment	0	0	0	0	0
Start date agreed (other)	0	0	0	0	0
Working not for reward	0	0	0	0	0
Not ready for work or learning	0	0	0	0	0
Seeking employment, education or training	0	0	0	0	0
<b>Not settled (not active in the labour market)</b>	<b>0</b>	<b>0</b>	<b>0</b>	<b>0</b>	<b>0</b>
Not available - young carer	0	0	0	0	0
Not available on religious grounds	0	0	0	0	0
Unlikely ever to be economically active	0	0	0	0	0
Not available - other reason	0	0	0	0	0
<b>Current activity not established</b>	<b>0</b>	<b>0</b>	<b>0</b>	<b>0</b>	<b>0</b>
Current Situation Not Known	0	0	0	0	0
Cannot be contacted - no current address	0	0	0	0	0
Refused to disclose activity	0	0	0	0	0
<b>Other</b>					
Custody (young adult offender)	0	0	0	0	0
<b>Survey-TOTAL</b>	<b>2</b>	<b>0</b>	<b>0</b>	<b>1</b>	<b>3</b>

## Annual Activity Survey 2019 - School Year 11 - Asian

	Item	Indian	Pakistani	Bangladeshi	Any other Asian Background	ASIAN TOTAL	
<b>MEETING THE DUTY TO PARTICIPATE</b>	<b>Full time education</b>	1	0	0	4	5	
	School sixth-form	0	0	0	0	0	
	Sixth-form college	1	0	0	3	4	
	Further education	0	0	0	0	0	
	Higher education	0	0	0	0	0	
	Gap year students	0	0	0	0	0	
	Other post-16 education	0	0	0	1	1	
	Special Post-16 Institution	0	0	0	0	0	
	Custodial institution (juvenile offender)	0	0	0	0	0	
	<b>Full Time Training</b>	0	0	0	0	0	
	ESFA funded work-based learning	0	0	0	0	0	
	Other training (for example, non-ESFA funded private training organisations)	0	0	0	0	0	
	Training delivered through the Work Programme	0	0	0	0	0	
	Traineeship	0	0	0	0	0	
	Supported Internship	0	0	0	0	0	
	<b>Apprenticeship</b>	0	0	0	0	0	
	Apprenticeship	0	0	0	0	0	
	<b>Employment combined with training</b>	0	0	0	0	0	
	Full time employment with study (regulated qualification)	0	0	0	0	0	
	Self-employment with study (regulated qualification)	0	0	0	0	0	
Working not for reward with study (regulated qualification)	0	0	0	0	0		
<b>Working towards participation</b>	0	0	0	0	0		
<b>WORKING TOWARDS</b>	Re-engagement activities	0	0	0	0	0	
	Start date agreed (RPA compliant)	0	0	0	0	0	
<b>TEMPORARY BREAK FROM LEARNING</b>	<b>Temporary break from learning</b>	0	0	0	0	0	
	Supporting family - teenage parents	0	0	0	0	0	
	Illness	0	0	0	0	0	
	Pregnancy	0	0	0	0	0	
<b>NOT PARTICIPATING</b>	<b>Employment without training (Total)</b>	0	0	0	0	0	
	Employment without training	0	0	0	0	0	
	Employment with training (other)	0	0	0	0	0	
	Temporary employment	0	0	0	0	0	
	Self-employment	0	0	0	0	0	
	<b>Not settled (active in the labour market)</b>	0	0	0	0	0	
	Part time education	0	0	0	0	0	
	Part time employment	0	0	0	0	0	
	Start date agreed (other)	0	0	0	0	0	
	Working not for reward	0	0	0	0	0	
	Not ready for work or learning	0	0	0	0	0	
	Seeking employment, education or training	0	0	0	0	0	
	<b>Not settled (not active in the labour market)</b>	0	0	0	0	0	
	Not available - young carer	0	0	0	0	0	
	Not available on religious grounds	0	0	0	0	0	
	Unlikely ever to be economically active	0	0	0	0	0	
	Not available - other reason	0	0	0	0	0	
	<b>Current activity not established</b>	0	0	0	0	0	
	Current Situation Not Known	0	0	0	0	0	
	Cannot be contacted - no current address	0	0	0	0	0	
	Refused to disclose activity	0	0	0	0	0	
	<b>Other</b>	Custody (young adult offender)	0	0	0	0	0
		<b>Survey-TOTAL</b>	1	0	0	4	5

## Annual Activity Survey 2019 - School Year 11 - Black

	Item	Caribbean	African	Any Other Black Background	BLACK TOTAL
<b>MEETING THE DUTY TO PARTICIPATE</b>	<b>Full time education</b>	<b>0</b>	<b>0</b>	<b>0</b>	<b>0</b>
	School sixth-form	0	0	0	0
	Sixth-form college	0	0	0	0
	Further education	0	0	0	0
	Higher education	0	0	0	0
	Gap year students	0	0	0	0
	Other post-16 education	0	0	0	0
	Special Post-16 Institution	0	0	0	0
	Custodial institution (juvenile offender)	0	0	0	0
	<b>Full Time Training</b>	<b>0</b>	<b>0</b>	<b>0</b>	<b>0</b>
	ESFA funded work-based learning	0	0	0	0
	Other training (for example, non-ESFA funded private training organisations)	0	0	0	0
	Training delivered through the Work Programme	0	0	0	0
	Traineeship	0	0	0	0
	Supported Internship	0	0	0	0
	<b>Apprenticeship</b>	<b>0</b>	<b>0</b>	<b>0</b>	<b>0</b>
	Apprenticeship	0	0	0	0
	<b>Employment combined with training</b>	<b>0</b>	<b>0</b>	<b>0</b>	<b>0</b>
	Full time employment with study (regulated qualification)	0	0	0	0
Self-employment with study (regulated qualification)	0	0	0	0	
Working not for reward with study (regulated qualification)	0	0	0	0	
<b>WORKING TOWARDS</b>	<b>Working towards participation</b>	<b>0</b>	<b>0</b>	<b>0</b>	<b>0</b>
Re-engagement activities	0	0	0	0	
Start date agreed (RPA compliant)	0	0	0	0	
<b>TEMPORARY BREAK FROM LEARNING</b>	<b>Temporary break from learning</b>	<b>0</b>	<b>0</b>	<b>0</b>	<b>0</b>
Supporting family - teenage parents	0	0	0	0	
Illness	0	0	0	0	
Pregnancy	0	0	0	0	
<b>NOT PARTICIPATING</b>	<b>Employment without training (Total)</b>	<b>0</b>	<b>0</b>	<b>0</b>	<b>0</b>
	Employment without training	0	0	0	0
	Employment with training (other)	0	0	0	0
	Temporary employment	0	0	0	0
	Self-employment	0	0	0	0
	<b>Not settled (active in the labour market)</b>	<b>0</b>	<b>0</b>	<b>0</b>	<b>0</b>
	Part time education	0	0	0	0
	Part time employment	0	0	0	0
	Start date agreed (other)	0	0	0	0
	Working not for reward	0	0	0	0
	Not ready for work or learning	0	0	0	0
	Seeking employment, education or training	0	0	0	0
	<b>Not settled (not active in the labour market)</b>	<b>0</b>	<b>0</b>	<b>0</b>	<b>0</b>
	Not available - young carer	0	0	0	0
	Not available on religious grounds	0	0	0	0
	Unlikely ever to be economically active	0	0	0	0
	Not available - other reason	0	0	0	0
	<b>Current activity not established</b>	<b>0</b>	<b>0</b>	<b>0</b>	<b>0</b>
	Current Situation Not Known	0	0	0	0
	Cannot be contacted - no current address	0	0	0	0
	Refused to disclose activity	0	0	0	0
<b>Other</b>	<b>Custody (young adult offender)</b>	<b>0</b>	<b>0</b>	<b>0</b>	<b>0</b>
	<b>Survey-TOTAL</b>	<b>0</b>	<b>0</b>	<b>0</b>	<b>0</b>

## Annual Activity Survey 2019 - School Year 11 - Others

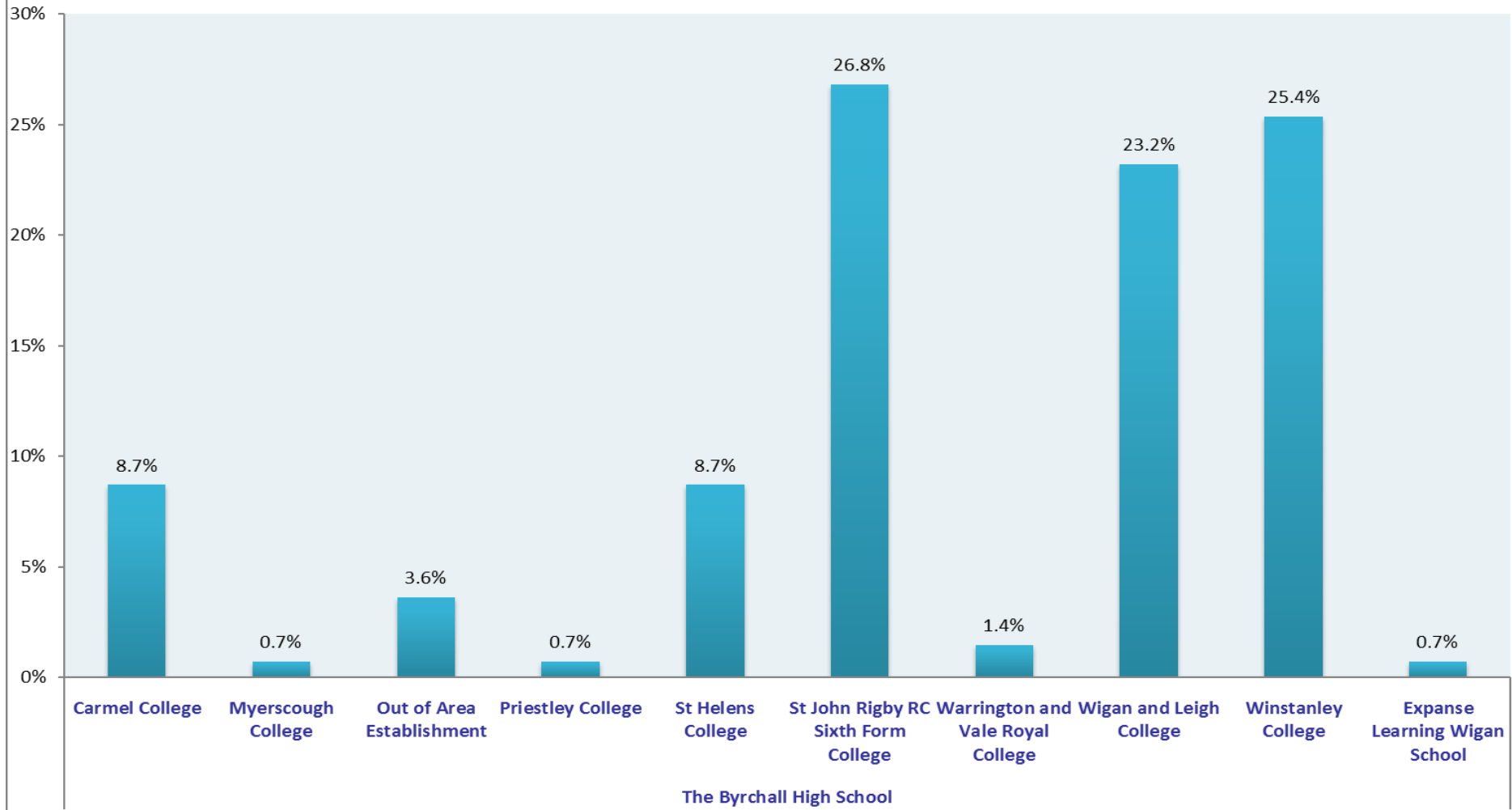
	Item	Chinese	Any Other Ethnic Group	Refused	Information Not Obtained	OTHERS TOTAL
<b>MEETING THE DUTY TO PARTICIPATE</b>	<b>Full time education</b>	0	1	0	36	37
	School sixth-form	0	0	0	0	0
	Sixth-form college	0	1	0	25	26
	Further education	0	0	0	11	11
	Higher education	0	0	0	0	0
	Gap year students	0	0	0	0	0
	Other post-16 education	0	0	0	0	0
	Special Post-16 Institution	0	0	0	0	0
	Custodial institution (juvenile offender)	0	0	0	0	0
	<b>Full Time Training</b>	0	0	0	0	0
	ESFA funded work-based learning	0	0	0	0	0
	Other training (for example, non-ESFA funded private training organisations)	0	0	0	0	0
	Training delivered through the Work Programme	0	0	0	0	0
	Traineeship	0	0	0	0	0
	Supported Internship	0	0	0	0	0
	<b>Apprenticeship</b>	0	0	0	1	1
	Apprenticeship	0	0	0	1	1
	<b>Employment combined with training</b>	0	0	0	0	0
	Full time employment with study (regulated qualification)	0	0	0	0	0
	Self-employment with study (regulated qualification)	0	0	0	0	0
Working not for reward with study (regulated qualification)	0	0	0	0	0	
<b>WORKING TOWARDS</b>	<b>Working towards participation</b>	0	0	0	0	0
	Re-engagement activities	0	0	0	0	0
	Start date agreed (RPA compliant)	0	0	0	0	0
<b>TEMPORARY BREAK FROM LEARNING</b>	<b>Temporary break from learning</b>	0	0	0	0	0
	Supporting family - teenage parents	0	0	0	0	0
	Illness	0	0	0	0	0
	Pregnancy	0	0	0	0	0
<b>NOT PARTICIPATING</b>	<b>Employment without training (Total)</b>	0	0	0	0	0
	Employment without training	0	0	0	0	0
	Employment with training (other)	0	0	0	0	0
	Temporary employment	0	0	0	0	0
	Self-employment	0	0	0	0	0
	<b>Not settled (active in the labour market)</b>	0	0	0	0	0
	Part time education	0	0	0	0	0
	Part time employment	0	0	0	0	0
	Start date agreed (other)	0	0	0	0	0
	Working not for reward	0	0	0	0	0
	Not ready for work or learning	0	0	0	0	0
	Seeking employment, education or training	0	0	0	0	0
	<b>Not settled (not active in the labour market)</b>	0	0	0	0	0
	Not available - young carer	0	0	0	0	0
	Not available on religious grounds	0	0	0	0	0
	Unlikely ever to be economically active	0	0	0	0	0
	Not available - other reason	0	0	0	0	0
	<b>Current activity not established</b>	0	0	0	1	1
	Current Situation Not Known	0	0	0	1	1
	Cannot be contacted - no current address	0	0	0	0	0
Refused to disclose activity	0	0	0	0	0	
<b>Other</b>	Custody (young adult offender)	0	0	0	0	0
	<b>Survey-TOTAL</b>	0	1	0	38	39



## Annual Activity Survey 2019 - School Year 11 - Courses

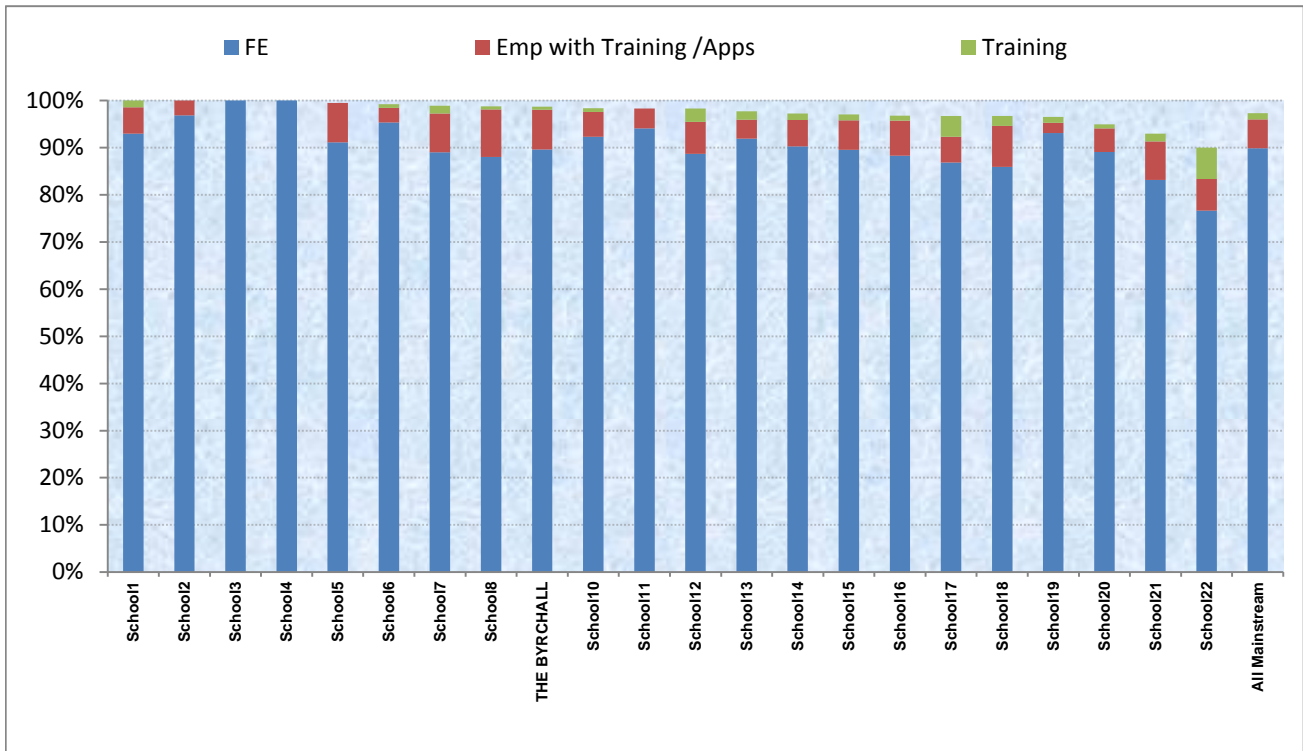
Item	SEND	Gender				Total
		Male	Female	Withheld	Not Known	
<b>Within full time education, leading to - (TOTAL)</b>	<b>2</b>	<b>73</b>	<b>65</b>	<b>0</b>	<b>0</b>	<b>138</b>
GCE A or AS or A2 level	0	36	32	0	0	68
Level 3 Course	0	0	0	0	0	0
Level 2 Course	0	0	0	0	0	0
Level 1 Course	0	0	0	0	0	0
NVQ Level 3 or equivalent	1	11	21	0	0	32
NVQ Level 2 or equivalent	0	16	8	0	0	24
NVQ Level 1 or equivalent	0	7	2	0	0	9
GCSE course(s)	0	0	0	0	0	0
Other courses followed in full time education	1	3	2	0	0	5
Continuation of a two year course	0	0	0	0	0	0
Higher Education qualification	0	0	0	0	0	0
Gap Year	0	0	0	0	0	0

## FE Destinations by Provider



## Activity Survey 2019

### Participation - All Mainstream Schools



### Destination Type - All Mainstream Schools



### Activity Survey - 2018 Leavers - Destinations 2019

2018 Destination	2019 Destinations							
	Not Known	Employment No Training	Voluntary/PT Activities	NEET	FE	Employment with Training/Apprenticeships	Training	Grand Total
Not Known								0
Emp No Training		1						1
Vol/PT Activities								0
NEET					1			1
FE	15		1	3	121		2	142
Emp with Training / Apps						5		5
Training	2						1	3
<b>Grand Total</b>	<b>17</b>	<b>1</b>	<b>1</b>	<b>3</b>	<b>122</b>	<b>5</b>	<b>3</b>	<b>152</b>

Destination Type	AS 2018 Destination	Destinations 2019
Not Known		11.2%
Emp No Training	0.7%	0.7%
Vol/PT		0.7%
NEET	0.7%	2.0%
FE	93.4%	80.3%
Emp With Training/Apps	3.3%	3.3%
Training	2.0%	2.0%
<b>Participation</b>	<b>98.7%</b>	<b>85.5%</b>

